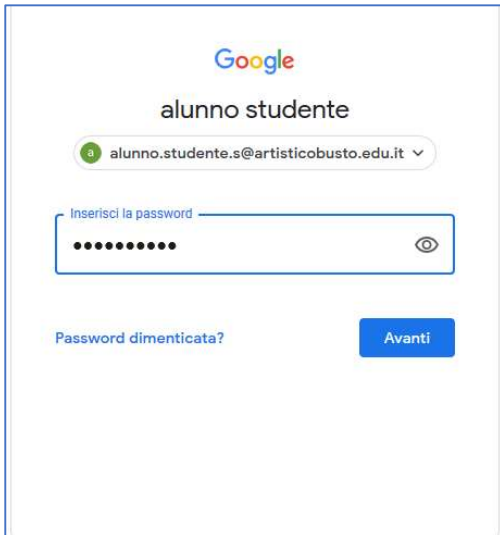


COME CONSEGNARE UN COMPITO

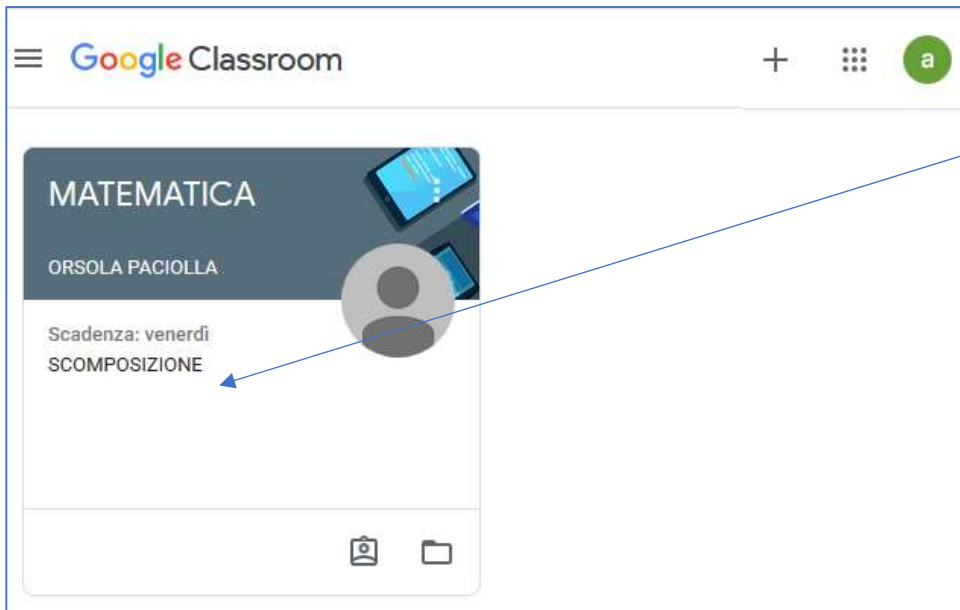
LO STUDENTE DEVE COLLEGARSI CON IL PROPRIO ACCOUNT ISTITUZIONALE



The image shows the Google login interface. At the top is the Google logo. Below it, the text "alunno studente" is displayed. A dropdown menu shows the email address "alunno.studente.s@artisticobusto.edu.it". Below the email field is a password input field with the placeholder text "Inserisci la password" and a series of dots representing the password. To the right of the password field is an eye icon for toggling visibility. At the bottom left, there is a link "Password dimenticata?". At the bottom right, there is a blue button labeled "Avanti".



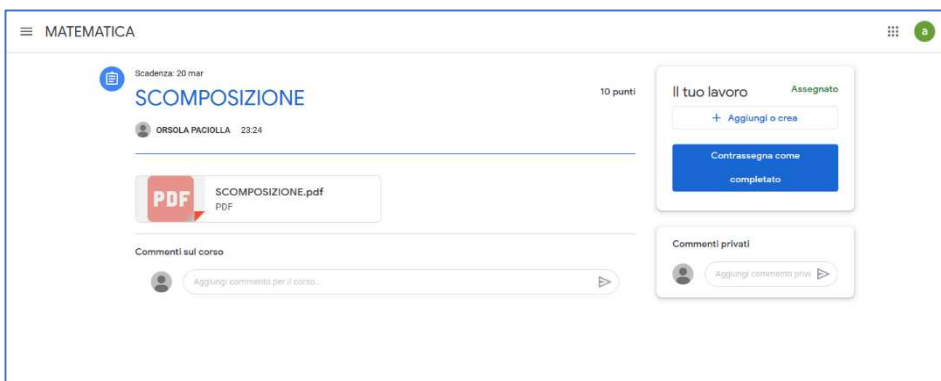
ENTRARE IN CLASSROOM



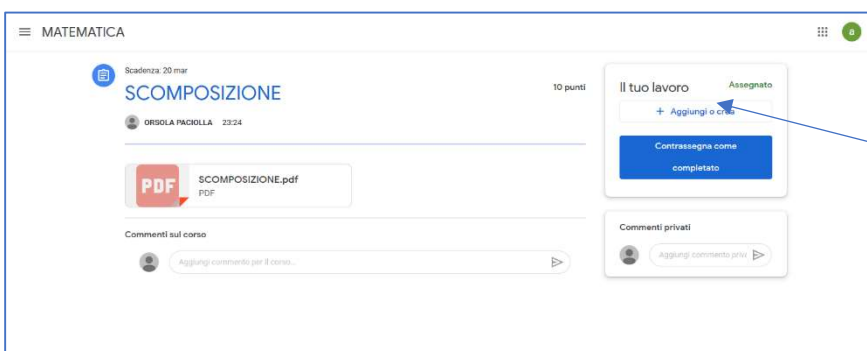
Sulla copertina del corso legge:
scadenza: VENERDI
SCOMPOSIZIONE

CLICCANDO SULLA SCADENZA

APPARE IL COMPITO



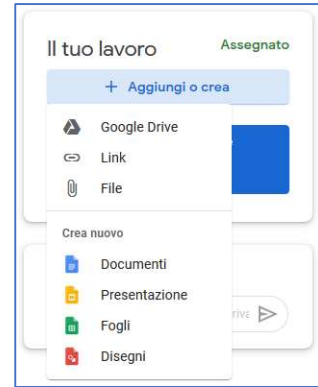
per consegnare il compito lo studente deve:



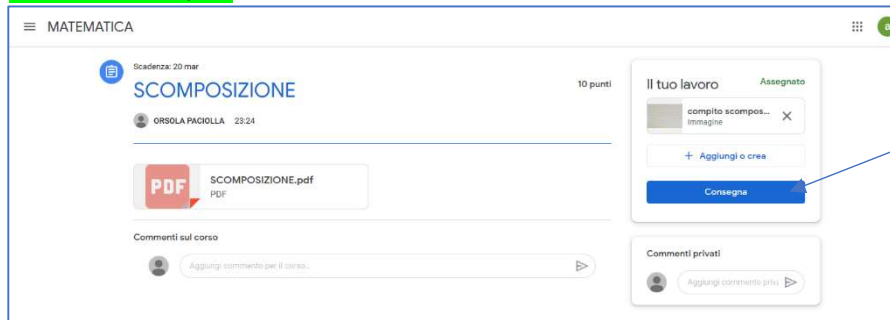
cliccare su + aggiungi o crea

Allegare un file da Google drive, un link o caricare un file dal proprio dispositivo

oppure creare un documento, una presentazione



Caricare il compito

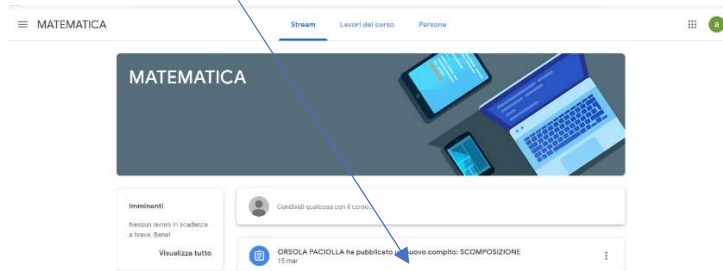


cliccare su consegna

RESTITUZIONE COMPITO CORRETTO

Lo studente

Cliccando sull'annuncio del compito



Può visionare la correzione, i commenti e il voto

